



### District Report Card: 2017


<b>State:</b> Jharkhand	<b>District:</b> Ranchi
<b>Class:</b> 8	<b>Subject:</b> Language
<b>Schools:</b> 49	<b>Students:</b> 1214


### Participation/Coverage


#### Students

<b>GENDER</b> 	Boys		Girls	
	Number	%	Number	%
	504	41.52	710	58.48

<b>AREA</b> 	Rural		Urban	
	Number	%	Number	%
	1013	83.44	201	16.56

<b>CATEGORY</b> 	SC		ST		OBC		GEN	
	Number	%	Number	%	Number	%	Number	%
	97	7.99	620	51.07	460	37.89	37	3.05

<b>CWSN</b> 	LD	VI	HI	S&LD	ID	Oth
	1	0	1	0	3	1

<b>Management</b> 	Government		Government-aided	
	Number	%	Number	%
	990	81.55	224	18.45

### Average Performance of Students in Language (%)

Overall	Gender		Area		Management		Social Group			
	Male	Female	Rural	Urban	Govt.	Aided	SC	ST	OBC	GEN
62.95	62.04	63.61	61.25	71.54	61.66	68.69	59.93	61.75	64.94	66.31

### Performance on Learning Outcomes (LOs)

Learning Outcomes	Description	Average Performance(%)
L813	Read textual/non-textual materials with comprehension and identifies the details, characters, main idea and sequence of ideas and events while reading	62.95

Range of Performance of Students who Answered Correctly							
Below 30%		30% - 50%		50% - 75%		Above 75%	
Number	%	Number	%	Number	%	Number	%
99	8.15	220	18.12	530	43.66	365	30.07

### Lowest Performing Learning Outcomes (LOs)

1 - Read textual/non-textual materials with comprehension and identifies the details, characters, main idea and sequence of ideas and events while reading (62.95)